

NEW

# Eskimo Ice EI540D Fishbox Ice System

Produces Up to 540 Pounds (245 kg) of Fishbox Ice Per Day



The Eskimo Ice EI540D system produces up to 540 lbs. (245 kg) of fishbox ice per day, roughly the same output as its larger predecessor. The EI540D ice-making machine comes in a self-contained, cube-shaped package with a 16.25 x 16.25 in. (413 x 413 mm) footprint, making it ideal for boats with limited installation space but no less demand for reliable and efficient fishbox ice production.

EI540D units are easy to install. Ice is generated minutes after starting the system, and can be conveyed up to 35 ft. (10.6 m) through an ice-delivery hose to nearly any desired location on board.

The system is operated by the Smart Logic control. The control is integrated into the electrical box which can be mounted remotely for installation flexibility. Smart Logic features a full menu of sensors and status lights monitor gas pressure, auger motor, compressor, water level, ice level, and ice clogs, and will shut off the system if problems are detected.

EI540D units feature ventilated cover panels, which can be easily removed for convenient service access from any side.

The EI540D system installation kit includes one electrical box with Smart Logic keypad/display, water filter, and 35 ft. (10.6 m) of 3/4 in. (20 mm) ID ice delivery hose and insulation. This smaller diameter hose is easier to install and less likely to kink. Units are available in 115V/60Hz, 230V/60Hz, and 220V/50Hz electrical configurations. The EI540D will support an additional remotely-mountable Smart Logic keypad/display, which can be purchased separately.



The easy-to-use Smart Logic digital control monitors all system functions.



Ventilated cover panels can be removed for service access from any side.

## Key Benefits

- Produces up to 540 lbs. (245 kg) of fishbox ice per day
- Thermal expansion valve increases performance for all conditions
- Compact footprint - 16.25 x 16.25 in. (413 x 413 mm)
- Available in 50Hz and 60Hz models
- Up to two remotely-mounted Smart Logic digital controls/display panels
- Photo-electric ice-level sensor
- Fresh-water filter included in kit
- Pre-charged system
- Sensors monitor all system functions
- Monitor system and restart from any Smart Logic digital control location
- Improved fresh-water float switch
- Ventilated cover panels can be removed for maintenance access from any side
- CAN-bus compatible
- Smaller 3/4 in. (20 mm) ID ice delivery hose is easier to install, less likely to kink

## Product Testimonial

"It can fill a five-gallon bucket in under an hour. It doesn't get any better. Sushi quality fish all the time."

— Capt. Glenn Morgan, Carpe Momentum

"We recently installed an Eskimo Ice machine on the Big Oh and it provides us with professionally crushed ice to keep our bait and our fish fresh while we're fishing tournaments all over the world. I would not have a boat without an Eskimo Ice maker."

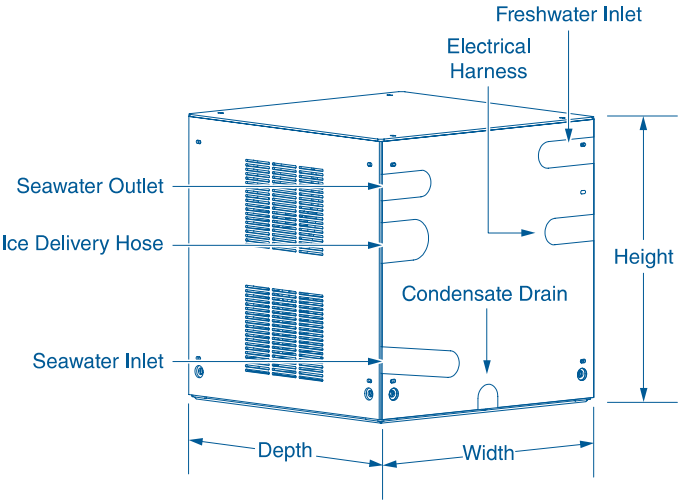
— Capt. Ronnie Fields, In The Bite Magazine's 2010 Captain of the Year

Specifications for Eskimo Ice EI540D Fishbox Ice System

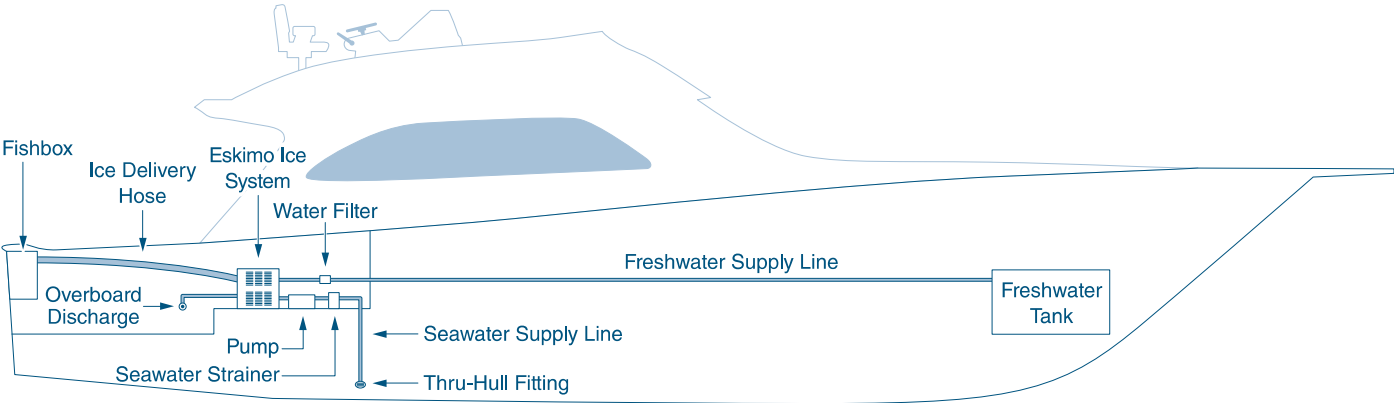
Model	EI540D-115V	EI540D-220V	EI540D-230V
Ice Capacity Per Day (lbs/kg) <sup>(1)</sup>	540/244.1	540/244.1	540/244.1
Ice Capacity Per Hour (lbs/kg) <sup>(1)</sup>	22/9.1	22/9.1	22/9.1
Voltage (V)	115	220	230
Cycle (Hz)/Phase (Ph)	60/1	50/1	60/1
Full Load Amps (FLA) Cool (A)	10.7	5.4	5.3
Locked Rotor Amps (LRA) (A)	58.8	26.3	31
Max. Circuit Breaker (A)	30	15	15
Min. Circuit Ampacity (A)	18	10	10
Refrigerant Type	404A	404A	404A
Water Consumption Per Day/24 Hours (gpd/lpd)	64.7/244.1	64.7/244.1	64.7/244.1
Height (in/mm) <sup>(2)</sup>	16.25/413	16.25/413	16.25/413
Width (in/mm) <sup>(2)</sup>	16.25/413	16.25/413	16.25/413
Depth (in/mm) <sup>(2)</sup>	16.25/413	16.25/413	16.25/413
Seawater Inlet Connection (in)	5/8	5/8	5/8
Net Weight (lbs/kg) <sup>(3)</sup>	107/48.6	107/48.6	107/48.6
Gross Weight (lbs/kg) <sup>(3)</sup>	128/58.1	128/58.1	128/58.1

<sup>1</sup> Actual capacity depends upon conditions  
<sup>2</sup> All dimensions ± 0.30 in. (8 mm).  
<sup>3</sup> All weights ± 10%

Dimensions



Installation



**DOMETIC MARINE DIVISION**  
2000 N. Andrews Ave. Ext. I Pompano Beach, FL 33069 USA | Tel. 954-973-2477 | Fax: 954-979-4414  
www.Dometic.com/Marine | MarineSales@DometicUSA.com

**24/7 TECH SUPPORT FOR UNITED STATES & CANADA:**  
8:00 AM to 5:00 PM Eastern Time: 800-542-2477  
After hours and weekends: 888-440-4494

**INTERNATIONAL SALES & SERVICES**  
Europe & the Middle East: Call +44(0)870-330-6101  
For all other areas visit our website to find your nearest distributor.

L-3076 Rev. 20141010 Specifications and availability subject to change without notice.

Dealer



NEW

# Eskimo Ice EI1000D Fishbox Ice System

Produces Up to 1,000 Pounds (454 kg) of Fishbox Ice Per Day



The Eskimo Ice EI1000D system produces up to 1000 lbs. (454 kg) of fishbox ice per day. That's nearly 42 lbs. (19 kg) of ice per hour! The EI1000D ice-making machine comes in a self-contained, compact package with a 21.25 x 21.25 in. (540 x 540 mm) footprint and a height of only 23.25 in. (591 mm), making it ideal for boats with limited installation space but a big demand for reliable and efficient fishbox ice production.

EI1000D units are easy to install. Ice is generated minutes after starting the system, and can be conveyed 50 to 70 ft. (15 to 21 m) depending on conditions and angle of run through an ice-delivery hose to nearly any desired location on board.

The system is operated by the Smart Logic control. The control is integrated into the electrical box which can be mounted remotely for installation flexibility. Smart Logic features a full menu of sensors and status lights monitor pressure faults, auger motor, compressor, water level, ice level, and ice clogs, and will shut off the system if problems are detected.

EI1000D units feature ventilated cover panels, which can be easily removed for convenient service access from any side. The unit has a sealed gear box and a totally enclosed fan-cooled (TEFC) motor.

The EI1000D installation kit includes one electrical box with Smart Logic keypad/display, water filter, and 50 ft. (21 m) of 3/4 in. (20 mm) ID ice delivery hose and insulation. This smaller diameter hose is easier to install and less likely to kink.

Units are available in a 230V/60Hz electrical configuration now, with a 220V/50Hz model coming soon. The EI1000D supports an additional remotely-mountable Smart Logic keypad/display, which can be purchased separately.



The easy-to-use Smart Logic digital control monitors all system functions.



Ventilated cover panels can be removed for service access from any side.



Special cylindrical ice shape maximizes ice density for greater cooling.

## Key Benefits

- Produces up to 1,000 lbs. (454 kg) of fishbox ice per day
- Conveys ice 50 ft. (15 m) through insulated delivery hose
- Thermal expansion valve increases performance for all conditions
- Compact footprint - 21.25 x 21.25 in. (540 x 540 mm)
- Available in 230V 60Hz; 220V 50Hz model coming soon
- Up to two remotely-mounted Smart Logic digital controls/display panels
- Photo-electric ice-level sensor
- Fresh-water filter included in kit
- Pre-charged system
- Sensors monitor all system functions
- Monitor system and restart from any Smart Logic digital control location
- Improved fresh-water float switch
- Ventilated cover panels can be removed for maintenance access from any side
- CAN-bus compatible
- Sealed gear box and TEFC motor
- Smaller 3/4 in. (20 mm) ID ice delivery hose is easier to install, less likely to kink

## Product Testimonial

"Fishermen prefer the larger bits of ice. They last longer and in fact it's a lot closer to what commercial fishermen use."

— Tom Troyko, Voda Marine Service

"Plenty of ice to ice down your fish and your drink box. Eskimo Ice is the only way to go."

— Kevin Stafford, captain, 60-ft. Buddy Davis

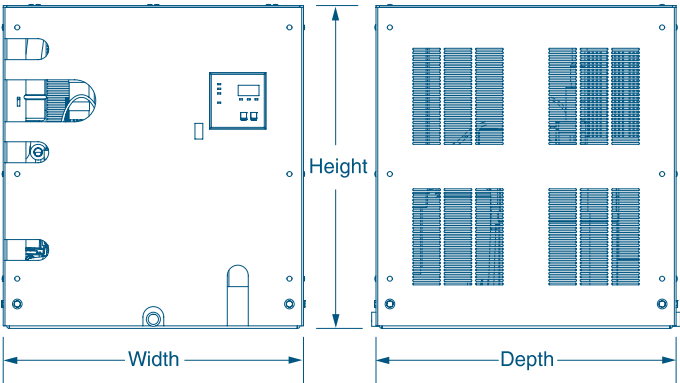
 **Dometic**

Specifications for Eskimo Ice EI1000D Fishbox Ice System

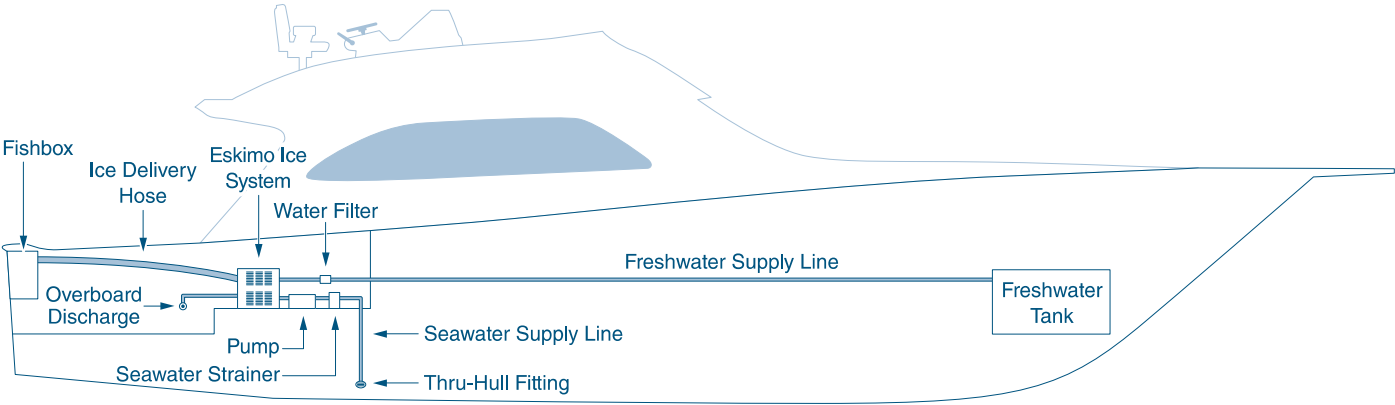
Model	EI1000D-230V	EI1000D-220V
Ice Capacity Per Day (lbs/kg) <sup>(1)</sup>	1000/454	1000/454
Ice Capacity Per Hour (lbs/kg) <sup>(1)</sup>	42/19.1	42/19.1
Voltage (V) <sup>(2)</sup>	230	220
Cycle (Hz)/Phase (Ph)	60/1	50/1
Full Load Amps (FLA) Cool (A)	10.7	10.3
Locked Rotor Amps (LRA) (A)	58.8	49.7
Max. Circuit Breaker (A)	30	30
Min. Circuit Ampacity (A)	18	18
Refrigerant Type	404A	404A
Water Consumption Per Day/24 Hours (gpd/lpd)	120/454.3	120/454.3
Height (in/mm) <sup>(3)</sup>	23.25/591	23.25/591
Width (in/mm) <sup>(3)</sup>	21.25/540	21.25/540
Depth (in/mm) <sup>(3)</sup>	21.25/540	21.25/540
Net Weight (lbs/kg) <sup>(4)</sup>	211/95.8	211/95.8
Gross Weight (lbs/kg) <sup>(4)</sup>	230/104.4	230/104.4

<sup>1</sup> Actual capacity depends upon conditions  
<sup>2</sup> 220V/50Hz model coming soon  
<sup>3</sup> All dimensions ± 0.30 in. (8 mm).  
<sup>4</sup> All weights ± 10%

Dimensions



Installation



**DOMETIC MARINE DIVISION**  
2000 N. Andrews Ave. Ext. | Pompano Beach, FL 33069 USA | Tel. 954-973-2477 | Fax: 954-979-4414  
www.Dometic.com/Marine | MarineSales@DometicUSA.com

**24/7 TECH SUPPORT FOR UNITED STATES & CANADA:**  
8:00 AM to 5:00 PM Eastern Time: 800-542-2477  
After hours and weekends: 888-440-4494

**INTERNATIONAL SALES & SERVICES**  
Europe & the Middle East: Call +44(0)870-330-6101  
For all other areas visit our website to find your nearest distributor.

Dealer



NEW

## HZB Series Portable Ice Makers

Make Up to 33 Lbs. of Ice Every 24 Hours



The HZB-12SA, which makes 23 lbs. of ice per day, and the larger capacity HZB-15S, which makes 33 lbs. of ice per day

Dometic's HZB series of portable ice makers makes it possible to have ice where and when you need it.

Efficient HZB ice makers can produce up to 33 lbs. (15 kg) of ice every 24 hours. After turning on the unit, simply add fresh water, select the cube size, and the ice maker does the rest. Ice is ready about 14 minutes after turning on the unit.

HZB units can make different sized ice cubes. Cube size selection is made on the LED control panel, which also features low water and ice full indicators.

The removable basket holds up to 2.5 lbs. (1.1 kg) of ice. The basket is slotted on the bottom to allow water from the melting ice to flow back into the water reservoir for more ice production.

The energy saving clear window in the lid allows ice level checking without raising the lid and losing cold. HZB ice makers include an ice scoop, self-storing drain fitting, and is available in stainless-steel or black finish (HZB-12 only).

### Key Benefits

- HZB-15S makes up to 33 lbs. of ice every 24 hours
- HZB-12 makes up to 23 lbs. of ice every 24 hours
- Removable basket holds 2.5 lbs. (HZB-15S) or 1.8 lbs. (HZB-12) of ice
- Select different sized cubes
- Ice is ready in about 14 minutes
- Ice full and water empty control panel indicators
- Slotted ice basket allows water from melting ice to be recycled into more ice
- Automatic shutoff when water is low
- Automatic shutoff when ice basket is full
- HZB-12 is available with black finish (HZB-12A) or stainless-steel and black finish (HZB-12SA)
- Ice scoop included
- Window in lid allows ice level checking without opening the lid and losing cold
- Convenient recessed carry handles (HZB-15S only)
- 1-year warranty



Select from three cube sizes on the HZB-15S LED control panel, which also indicates low water and ice full.



Select small or large cube size on the HZB-12S LED control panel, which also indicates empty water and full ice.



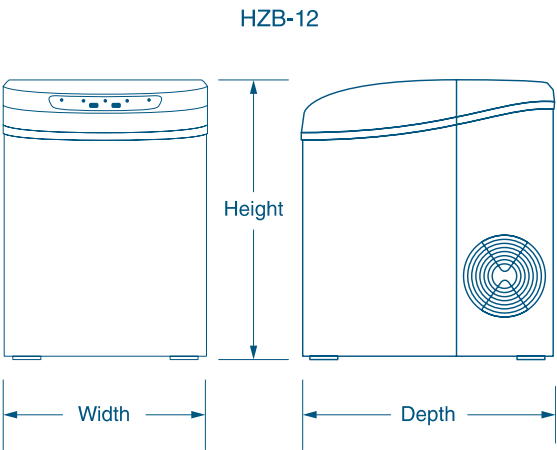
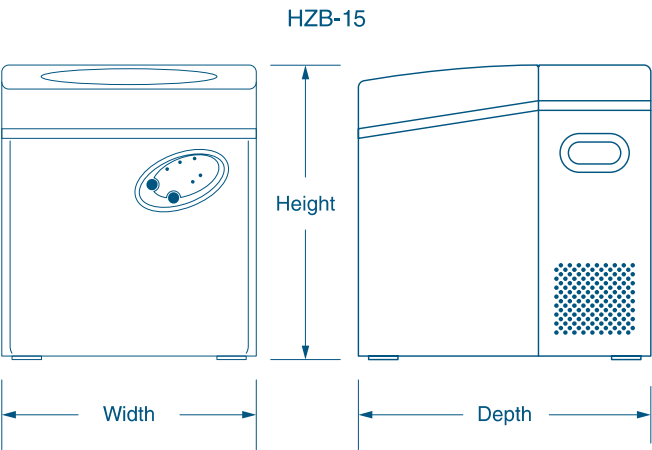
The removable ice basket is slotted to allow for water from melted ice to be recycled into more ice. Ice scoop is included.

Specifications for HZB Series Portable Ice Makers

Model	HZB-12 <sup>(1)</sup>	HZB-15S
Voltage/Cycle	120VAC/60Hz	120VAC/60Hz
Amps	1.2	3.5
Ice Production Per 24 Hours (lbs/kg)	23/10.4	33/15
Ice Basket Capacity (lbs/kg)	1.8/0.8	2.5/1.1
Water Fill Capacity (gal/l)	0.58/2.2	1.0/3.78
Height (in/mm)	12.9/328	17.0/432
Width (in/mm)	9.5/242	15.0/381
Depth (in/mm)	14.1/358	17.0/432
Net Weight (lbs/kg)	21/9.5	32/14.5
Gross Weight (lbs/kg)	25/11.3	44/19.1

<sup>1</sup> Use 'HZB-12A' for black finish or 'HZB-12SA' for black/silver finish.

Dimensions



**DOMETIC MARINE DIVISION**  
2000 N. Andrews Ave. Ext. I Pompano Beach, FL 33069 USA | Tel. 954-973-2477 | Fax: 954-979-4414  
www.Dometic.com/Marine | MarineSales@DometicUSA.com

**24/7 TECH SUPPORT FOR UNITED STATES & CANADA:**  
8:00 AM to 5:00 PM Eastern Time: 800-542-2477  
After hours and weekends: 888-440-4494

**INTERNATIONAL SALES & SERVICES**  
Europe & the Middle East: Call +44(0)870-330-6101  
For all other areas visit our website to find your nearest distributor.

L-3209    Rev. 20140815                      Specifications and availability subject to change without notice.

Dealer

